

M. E. S. PONNANI COLLEGE


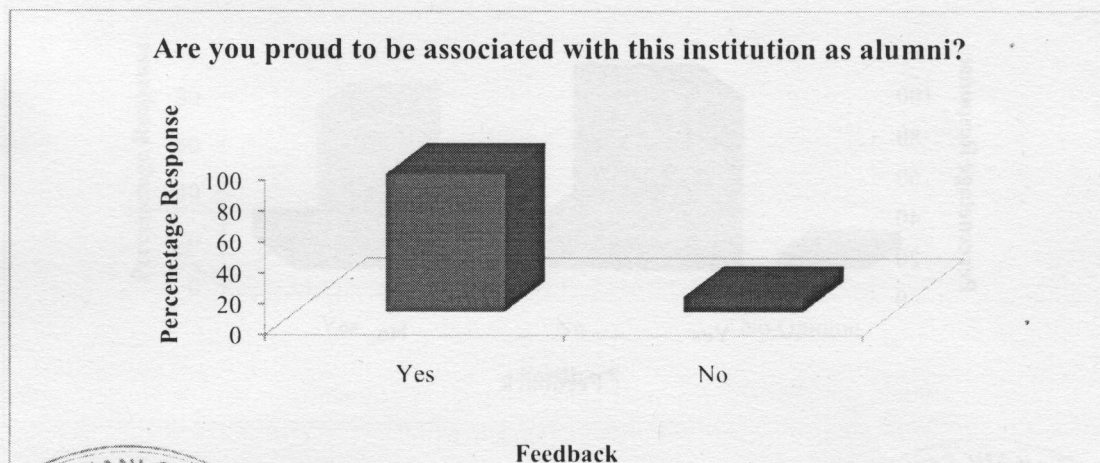
Ponnani South P.O, Malappuram Dist., KERALA-679 586, Phone: +91 4942666077

Website: mesponnanicollege.com E-mail: principal.mesponnani.org

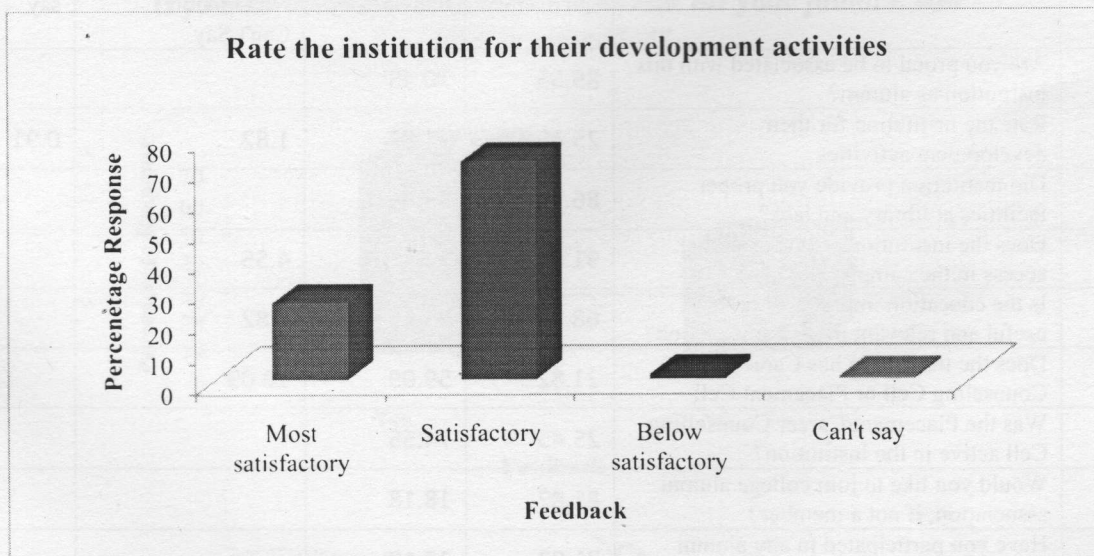
Alumni Feedback -2016-2017

Sl. No	Queries	Percentage Response (out of 385)			
		Yes/ Most satisfactory	No/ Satisfactory	Below satisfactory/ I Don't Know/ No Opinion/ Can't Say	Can't say
1	Are you proud to be associated with this institution as alumni?	89.55	10.45		
2	Rate the institution for their development activities	25.45	71.82	1.82	0.91
3	Did institution provide you proper facilities at library and labs?	86.36	13.64		
4	Does the institution provide internet access in the campus?	91.82	3.64	4.55	
5	Is the education imparted at college useful and relevant in your present job?	68.18	25.00	6.82	
6	Does the institution has Career Counseling Cell or Placement Cell	21.82	59.09	19.09	
7	Was the Placement/Career Counselling Cell active in the institution?	25.45	74.55		
8	Would you like to join college alumni association, if not a member?	81.82	18.18		
9	Have you participated in any alumni meet as of now?	71.82	28.18		
10	If you are invited to deliver a special talk for your juniors, will you be interested?	65.45	34.55		


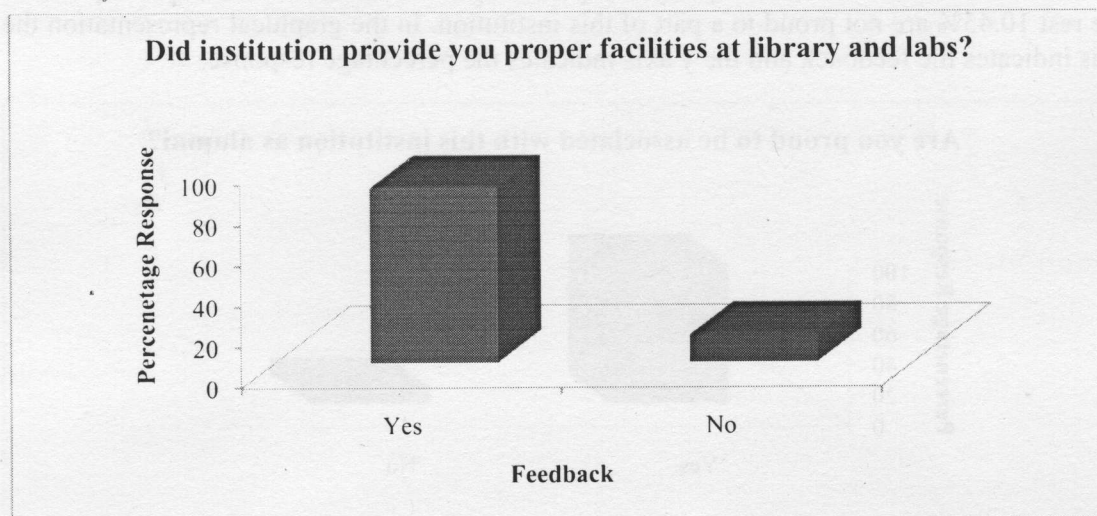
1- In an institution the students studying there plays a major part in the growth and development of the particular institution. Apart from them the students who have passed out from the college is also as important as the one who studies here. The alumni students and their opinions regarding the college is discussed in the next graphical representations. The first question the alumni were asked was whether they are proud to be associated with the institution as an alumni. To the question a percentage of 89.55 said that they are proud and the rest 10.45% are not proud to a part of this institution. In the graphical representation the x axis indicates the feedback and the y axis indicates the percentage response.



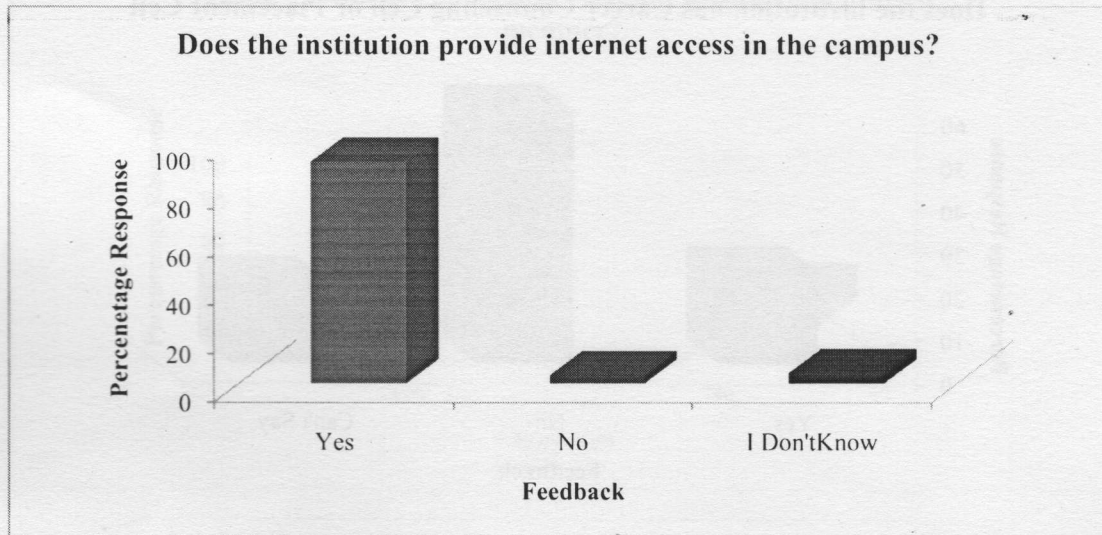
2- When the alumni students revisit the institution they studied there will be a lot of changes and developments introduced in the college. The next question they were asked to rate was about the developmental activities that occurred in the college after they went. On the graphical representation the vertical line indicates the percentage response and the horizontal line indicates the feedback collected from the alumni. On asked about the question out of a total number of 408 alumni members, 25.45% persons said that the developmental activities were most satisfactory. While 71.82% chose the option satisfactory, the other 1.82% opted the column below satisfactory. The last 0.91% are of the opinion that they can't say anything regarding the question.




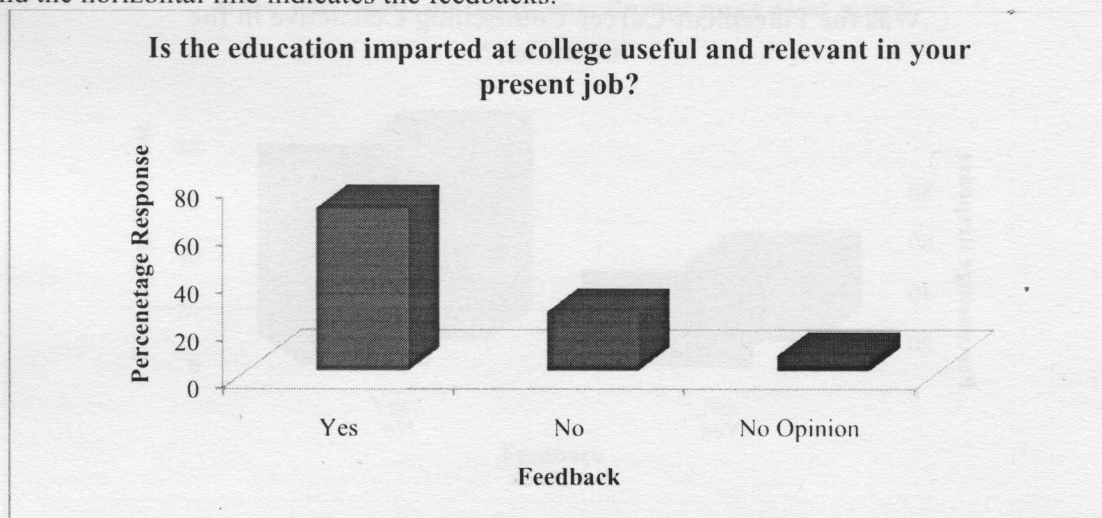
3- The next question to which the alumni were asked to do a criticism and to rate is about the library and lab facilities. They were directed to give an opinion about whether they were provided with proper facilities at library and laboratory when they were in the institution. On asked about this question a percentage of 86.36 are of the opinion that they got proper facilities but the rest 13.64% said that they didn't have any of the following facilities. On the graphical representation, the vertical line indicates the percentage response and the horizontal line indicates the feedbacks.



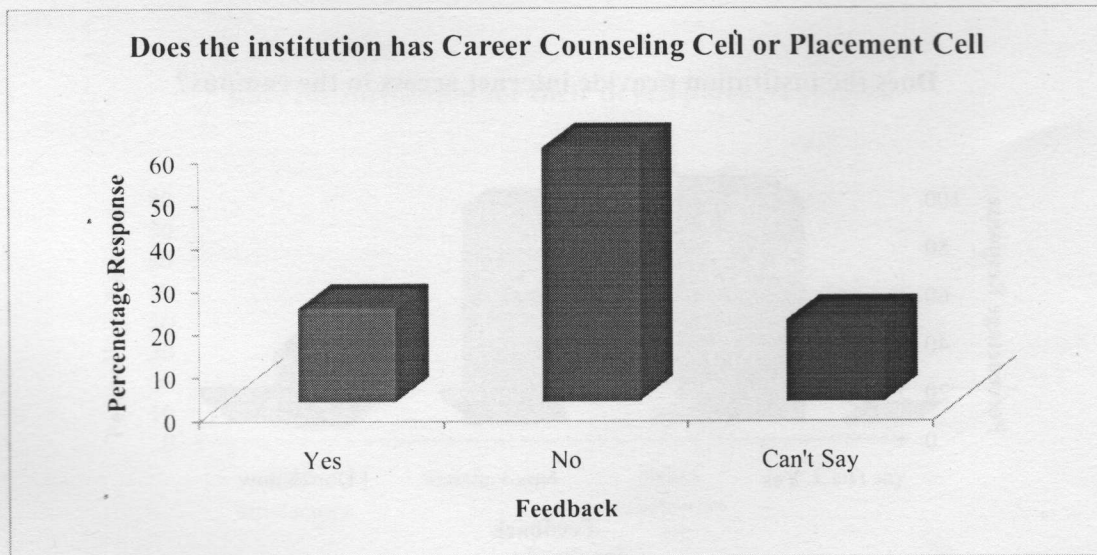
4- A campus is nowadays more electronic friendly everywhere. In every campus internet connection is a must provided thing and each and every student, teacher and every member from the college uses internet for their academic as well as non academic purposes. On asked about the internet facilities in the campus, the alumni had rated the campus in three columns which are yes, no and I don't know. Out of a total number of 408 alumni, a percentage of 91.82 chose the column yes. While 3.64% opted for no the rest 4.55% voted the column I don't know. On the graphical representation, the vertical line indicates the percentage response and the horizontal line indicates the feedbacks.




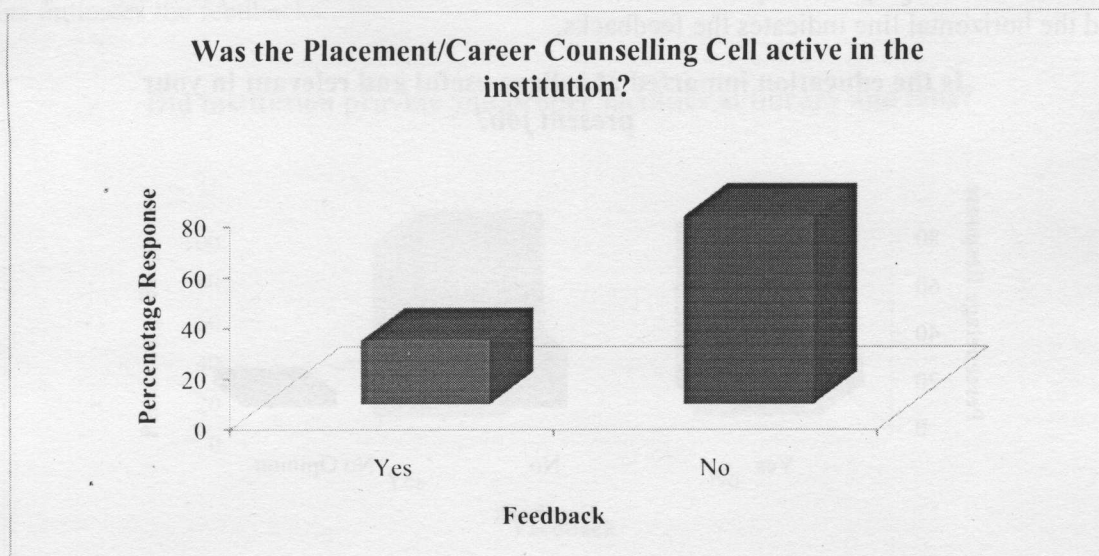
5- The education every single student get from their college or school plays an important role in bringing their career forward and to attain a powerful job and to secure themselves emotionally and financially. The institution they study must help them in bringing up their talents and also to help them academically. The next question they were asked to rate is about whether the education that the college provided you were relevant and useful in your career. To this question 68.18% of alumni members approached the question positively. 25% of members reported negatively and the remaining 6.82% had no opinion regarding the question. On the graphical representation, the vertical line indicates the percentage response and the horizontal line indicates the feedbacks.



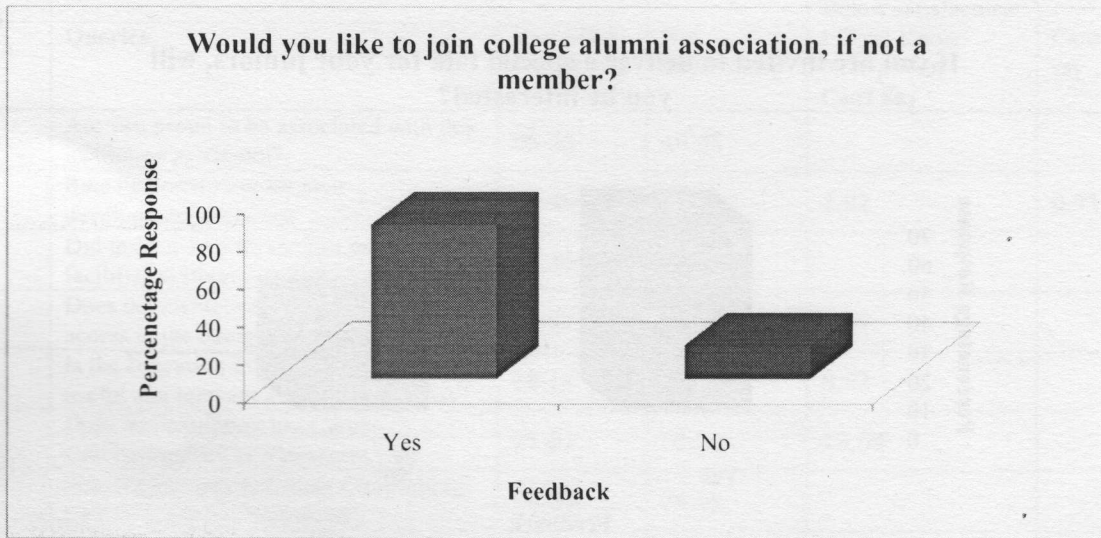
6- The next question to which the alumni members were directed to analyse and give a rating is about the career counselling cells. They were asked to rate the question with respect to they were provided with a career counselling cell or a placement cell so that the students can have a further planning in their career. To this question 21.82% of members opted the column yes and the rest 59.09% chose the column no and the last 19.09% are of no opinion. On the graphical representation, the vertical line indicates the percentage response and the horizontal line indicates the feedbacks.




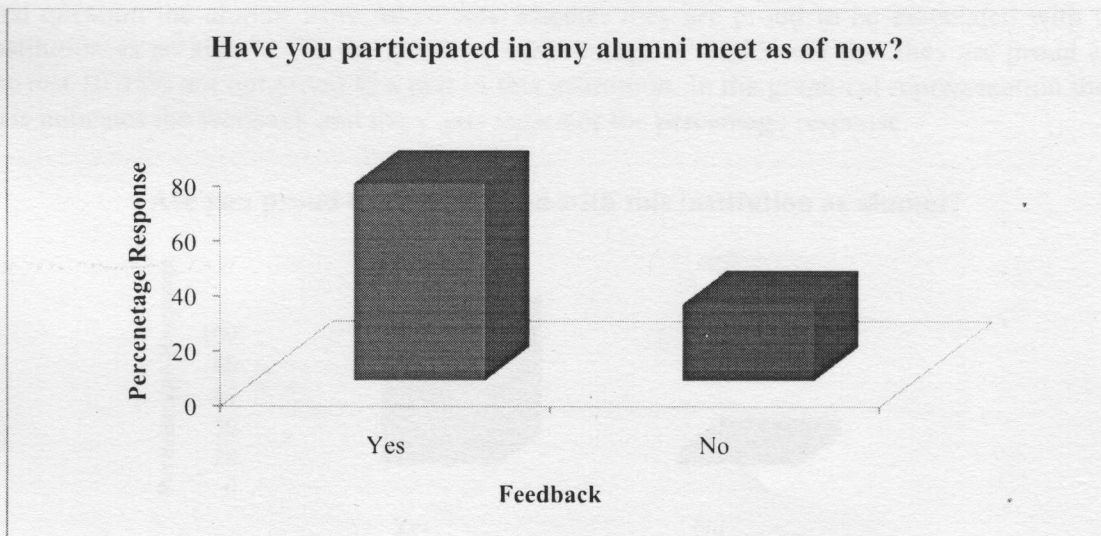
7- Students need many helps when they pass out from the institution regarding their academic as well as non academic needs. They are provided with many counselling cells and placement cells so that it found to be helping in their further job securing opportunities and all. The next question to which they were directed to rate is about the cells and whether the counselling cells are active in the college. On the graphical representation, the vertical line indicates the percentage response and the horizontal line indicates the feedbacks. To this question a percentage of 25.45% chose the option yes and the rest 74.55% opted no.



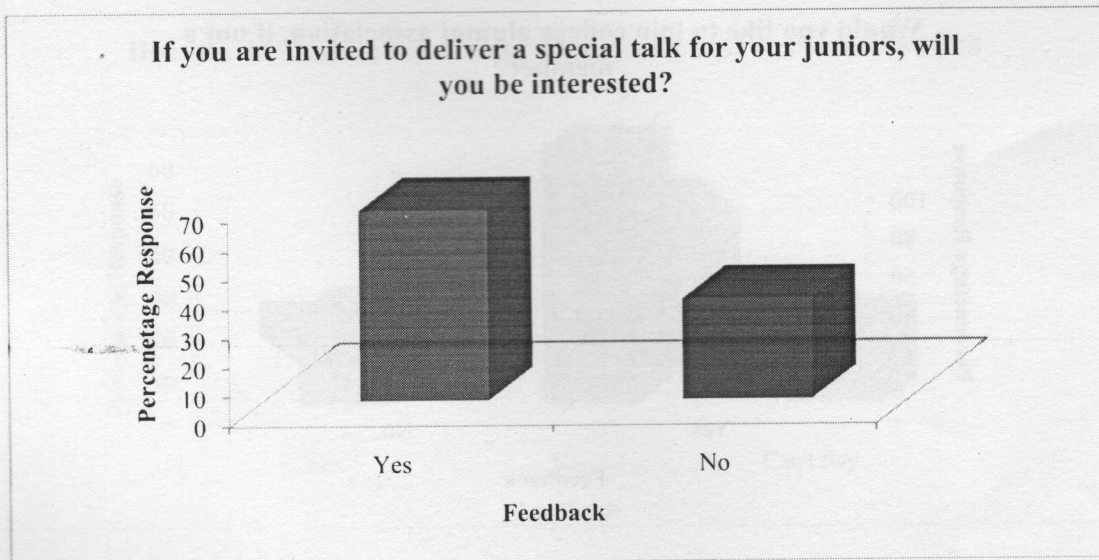
8- When a student leave a college they automatically shifted to the group of members including the alumni . They also have a alumni association so that they can work together for projects related to college and also external affairs. The next question to which the members have to react was whether they are interested in joining the alumni association. To this question 81.82% reacted with a yes and the remaining 18.18% reacted with a no. On the graphical representation, the vertical line indicates the percentage response and the horizontal line indicates the feedbacks.




9- The next graph gives us an idea about the alumni meets that conducted in the college. There will be alumni meets in every year conducted by the institution so that they can have a rapport between the alumni and the institution. The alumni were asked about whether they have ever participated in any alumni meet. On the graphical representation, the vertical line indicates the percentage response and the horizontal line indicates the feedbacks. The majority of people 71.82% voted for yes and the rest 28.18% voted for a no.



10- An institution will have many programs in the campus with respect to academic and non academic fields. So in every colleges there will be many alumni who can contribute financially and academically to this kind of classes and all. The next question to which the alumni have to answer is whether they are interested in delivering a speech to their juniors. On the graphical representation, the vertical line indicates the percentage response and the horizontal line indicates the feedbacks. To this question a percentage of 65.45 responded positively and the rest 34.55% responded negatively.




Principal
MES Ponnani College
Ponnani South - 679 586